

























Outstanding Northwest Native Landscape Plants

Prepared by Dana Kelley Bressette










12 Majestic Trees for Parklands: Evergreen? Typical Size Growth Rate*

 Douglas Fir, <i>Pseudotsuga Menziesii</i>	E	200-240 ft.	fast
 Western Hemlock, <i>Tsuga heterophylla</i>	E	150-195 ft.	fast/slow
 Western Red Cedar, <i>Thuja plicata</i>	E	120-150 ft.	mod fast
 Sitka Spruce, <i>Picea sitchensis</i>	E	180-225 ft.	mod fast
 Grand Fir, <i>Abies grandis</i>	E	135-180 ft.	mod fast
 Noble Fir, <i>Abies procera</i>	E	135-210 ft.	mod fast
 Ponderosa Pine, <i>Pinus ponderosa</i>	E	90-150 ft.	fast
 Pacific Madrone, <i>Arbutus menziesii</i>	E	to 100 ft.	mod
 Big Leaf Maple, <i>Acer macrophyllum</i>		30-75 ft.	mod
 Oregon White Oak, <i>Quercus garryana</i>		80-100 ft.	slow
 Paper Birch, <i>Betula papyrifera</i>		to 100 ft.	fast
 Quaking Aspen, <i>Populus tremuloides</i>		20-60 ft.	fast

12 Terrific Trees and Large Shrubs for Home Gardens:





 Alaska Yellow Cedar, <i>Chamaecyparis nootkatensis</i>	E	60-120 ft.	mod slow
 Subalpine Fir, <i>Abies lasiocarpa</i>	E	60-100 ft.	slow
 Mountain Hemlock, <i>Tsuga mertensiana</i>	E	to 100 ft.	slow
 Shore Pine, <i>Pinus contorta</i>	E	20-35 ft.	mod fast
 Pacific Dogwood, <i>Cornus nutallii</i>		20-30 ft.	mod
 Pacific Wax Myrtle, <i>Myrica californica</i>	E	10-30 ft.	mod
 Vine Maple, <i>Acer circinatum</i>		to 21 ft.	mod
 Red-twig Dogwood, <i>Cornus sericea</i>		6-18 ft.	mod fast
 Saskatoon Serviceberry, <i>Amelanchier alnifolia</i>		3-15 ft.	mod
 Western Hazelnut, <i>Corylus cornuta</i>		3-12 ft. (to 45)	mod
 American Cranberrybush, <i>Viburnum opulus</i>		3-12 ft.	mod fast
 Pacific Ninebark, <i>Physocarpus capitatus</i>		to 12 ft.	fast

9 Superior Shrubs, with attractive flowers and/or berries:











 Pacific Rhododendron, <i>Rhododendron macrophyllum</i>	E	to 24 ft.	mod
 Western Azalea, <i>Rhododendron occidentale</i>		9-15 ft.	mod fast
 Indian Plum, <i>Oemleria cerasiformis</i>		4-20 ft.	mod
 Red-flowering Currant, <i>Ribes sanguineum</i>		3-9 ft.	mod
 Tall Oregon Grape, <i>Mahonia aquifolium</i>	E	6-8 ft.	mod-fast
 Ocean Spray, <i>Holodiscus discolor</i>		3-10 ft.	mod
 Pacific Mock Orange, <i>Philadelphus lewisii</i>		4-9 ft.	mod
 Red Elderberry, <i>Sambucus racemosa</i>		3-9 ft.	mod fast
 Snowberry, <i>Symphoricarpos albus</i>		3-9 ft.	mod

4 Fabulous Ferns












Evergreen? Typical Size

-  Western Sword Fern, *Polystichum munitum* **E** to 4 ft.
-  Deer Fern, *Blechnum spicant* **(E)** 1-3 ft.
-  Lady Fern, *Athyrium filix-femina* to 6 ft.
-  Maidenhair Fern, *Adiantum aleuticum (pedatum)* 6-24 in.






10 Great Groundcovers

-  Salal, *Gaultheria shallon* **E** 3-6 ft. slow
-  Evergreen Huckleberry, *Vaccinium ovatum* **E** 3-6 ft. slow
-  Low Oregon Grape, *Mahonia nervosa* **E** 2-3 ft. slow
-  Western Bleeding Heart, *Dicentra Formosa* 6-20 in. spreading rhizomes
-  Inside-out Flower, *Vancouveria hexandra* 4-16 in. spreading rhizomes
-  Kinnikinnick, *Arctostaphylos uva-ursi* **E** to 8 in. trailing 6 ft. or more
-  Coastal Strawberry, *Fragaria chiloensis* **(E)** to 8 in. running stolons
-  Bunchberry, *Cornus Canadensis* 2-6 in. spreading rhizomes
-  Wild Ginger, *Asarum caudatum* 2-6 in. trailing, rooting stems
-  False Lily-of-the-valley, *Maianthemum dilatatum* to 4 in. spreading rhizomes

11 Hot Herbaceous Perennials

-  Goatsbeard, *Aruncus dioicus* 3-6 ft.
-  Tufted Hairgrass, *Deschampsia cespitosa* **(E)** 1-4 ft.
-  Beargrass, *Xerophyllum tenax* **E** to 3 ft.
-  Western Columbine, *Aquilegia Formosa* to 3 ft.
-  Yarrow, *Achillea millefolium* 4-36 in.
-  Piggyback Plant, *Tolmeia menziesii* 16-30 in.
-  Fringecup, *Tellima grandiflora* 16-30 in.
-  Nodding Onion, *Allium cernuum* to 20 in.
-  Seathrift, *Armeria maritima* **E** 2-18 in.
-  Redwood Sorrel, *Oxalis oregano* 2-6 in.
-  Oregon Stonecrop, *Sedum oreganum* **E** to 6 in.

5 Beautiful Bulbs & Rhizomes (Bulb plants disappear & go dormant during the dry summer)

-  Tiger Lily, *Lilium columbianum* to 4 ft.
-  Douglas Iris, *Iris douglasiana* **E** 6-30 in.
-  Camas, *Camassia quamash* 8-28 in.
-  Great Camas, *Camassia leichtlinii* 12-20 in.
-  Western Trillium, *Trillium ovatum* to 18 in.

*Growth Rate and water needs vary depending upon exposure. Some shade plants may be able handle more sun with more moisture. Many trees grow fast when young, slower when older.